

M SHADE

truss modern truss shading system



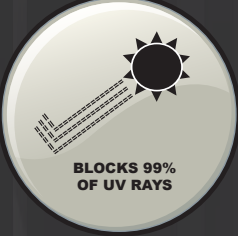
Architectural outdoor shading & design by cantaport




REPELS 100% OF WATER



POLYCARBONATE
250 TIMES STRONGER
THEN GLASS




BLOCKS 99% OF UV RAYS



WIND RATED
UP TO 147KM



MAINTENANCE FREE
AND RUST PROOF



REDUCES HEAT
BY 83%



NON
COMBUSTABLE
STRUCTURE



M SHADE truss



Truss Shading Systems that provide large uninterrupted spans.

Cantaport has released the new M Shade Truss Shading System manufactured in Japan. The M Shade Truss Shading System allows for large spans on minimal posts and beams. Provides an economical alternative for shading large areas. The entire system is flexible and can be designed to meet residential and commercial applications to suit your specific needs.

The M Shade System is a simplified design and construction for large free-spanning shading requirements. It features a combination of aluminium, steel components and polycarbonate roof sheeting that are economical and attractive.

The M Shade is a versatile, convenient pre-engineered solution.

The trusses attached to structural beam using special brackets. The truss frames are individually engineered and manufactured that cater for a simple installation method resulting in a floating system.

Engineered to comply with all wind and live load requirements to Australian Standards. The truss system is strong yet lightweight, impact resistant, able to achieve large spans, watertight and environmentally friendly.

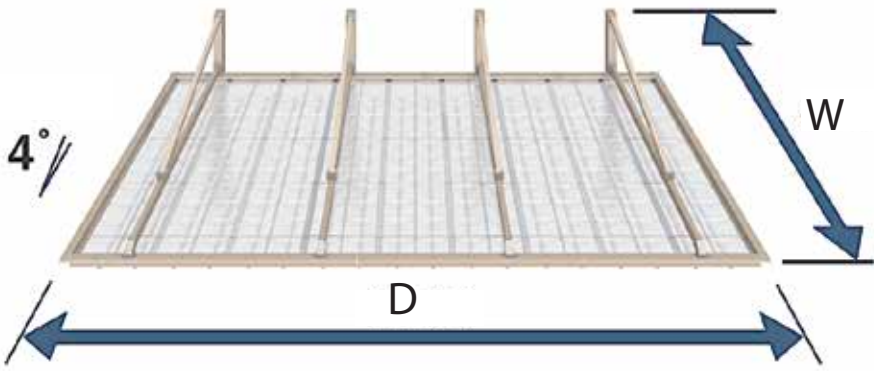
Architecturally designed structure featuring an anodised aluminium frame ensures corrosion free Termite free Long Lasting Shading Choice.



M SHADE truss



WIDE BEAM CANTILEVER SIDE POSTS

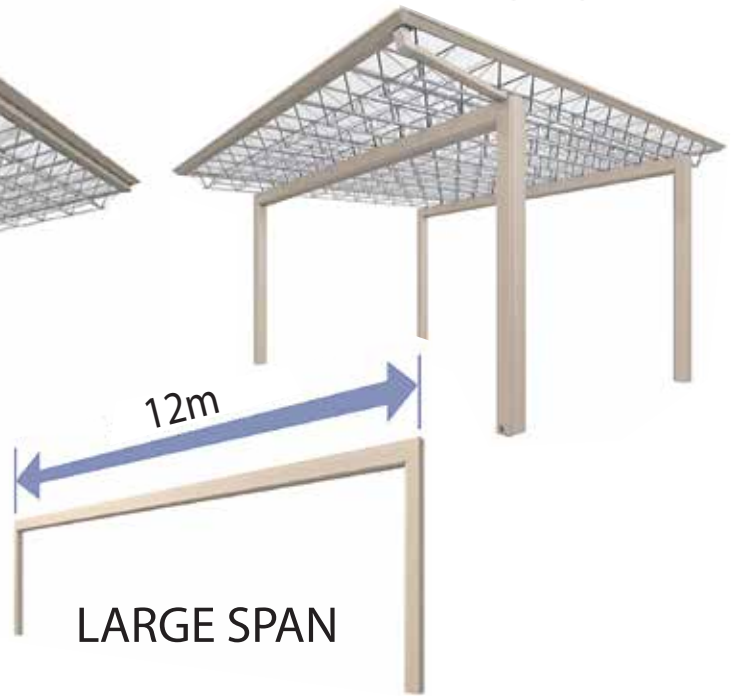


W \ D	29	38	47	56	65	74	83
54	○	○	○	○	○	○	○
58	○	○	○	○	○	○	○



H23	H26
○	○


WIDE BEAM



LARGE SPAN

COLOUR

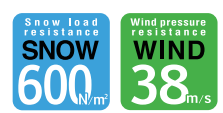
MAIN FRAME



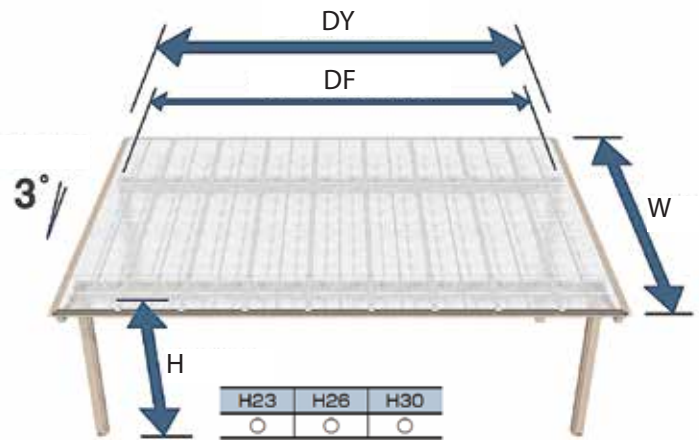
TRUSS FRAME



STRENGTH



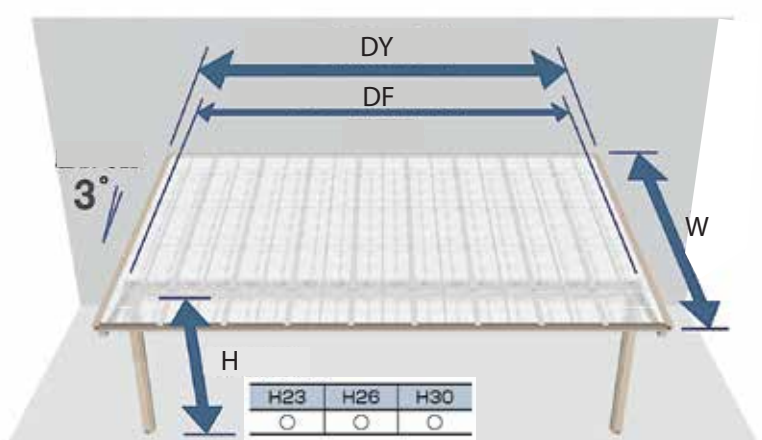
WIDE BEAM 4 POSTS



W \ DY	27	36	45	54	63	72	81	90	99	108	117
28	○	○	○	○	○	○	○	○	○	○	○
49	○	○	○	○	○	○	○	○	○	○	○
54	○	○	○	○	○	○	○	○	○	○	○
58	○	○	○	○	○	○	○	○	○	○	○

DF27	DF36	DF45	DF54	DF63	DF72	DF81	DF90	DF99	DF120
○	○	○	○	○	○	○	○	○	○

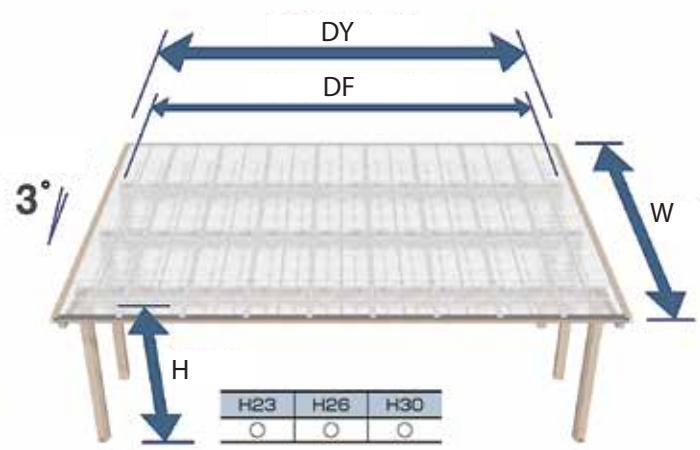
WALL BEARING



W \ DY	27	36	45	54	63	72	81	90	99
28-49	○	○	○	○	○	○	○	○	○
54	○	○	○	○	○	○	○	○	○
58	○	○	○	○	○	○	○	○	○

DF27	DF36	DF45	DF54	DF63	DF72	DF81	DF90	DF99
○	○	○	○	○	○	○	○	○

WIDE BEAM 6 POSTS



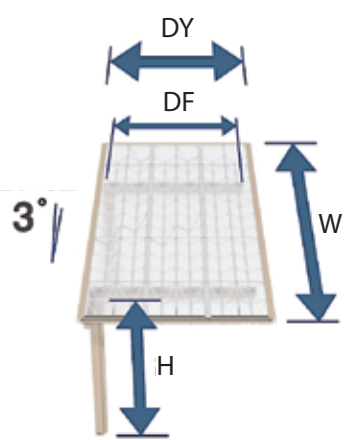
W \ DY	54	81
49	○	○
54	○	○
58	○	○

DF54	DF63	DF72	DF81
○	○	○	○

ROOF COLOUR



SINGLE CANTILEVER



W \ DY	18	27
49	○	○
54	○	○
58	○	○

DF18	DF27	DF30
○	○	○

H23	H26	H30
○	○	○

M SHADE


truss modern truss shading system



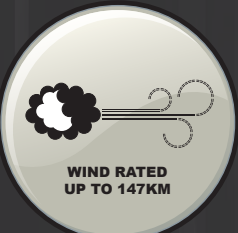
REPELS 100% OF WATER



POLYCARBONATE
250 TIMES STRONGER
THEN GLASS




BLOCKS 99%
OF UV RAYS



WIND RATED
UP TO 147KM



MAINTENANCE FREE
AND RUST PROOF



REDUCES HEAT
BY 83%



NON
COMBUSTABLE
STRUCTURE

