

# Install Quick Guide and Components

1800 178 622 | info@cantaport.com.au | www.cantaport.com.au

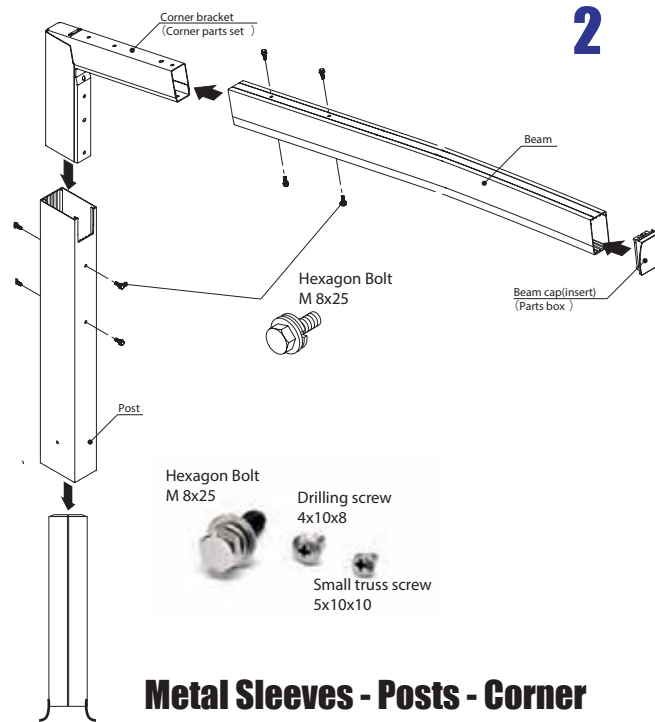
cantaport

cantaport

SINCE 2008

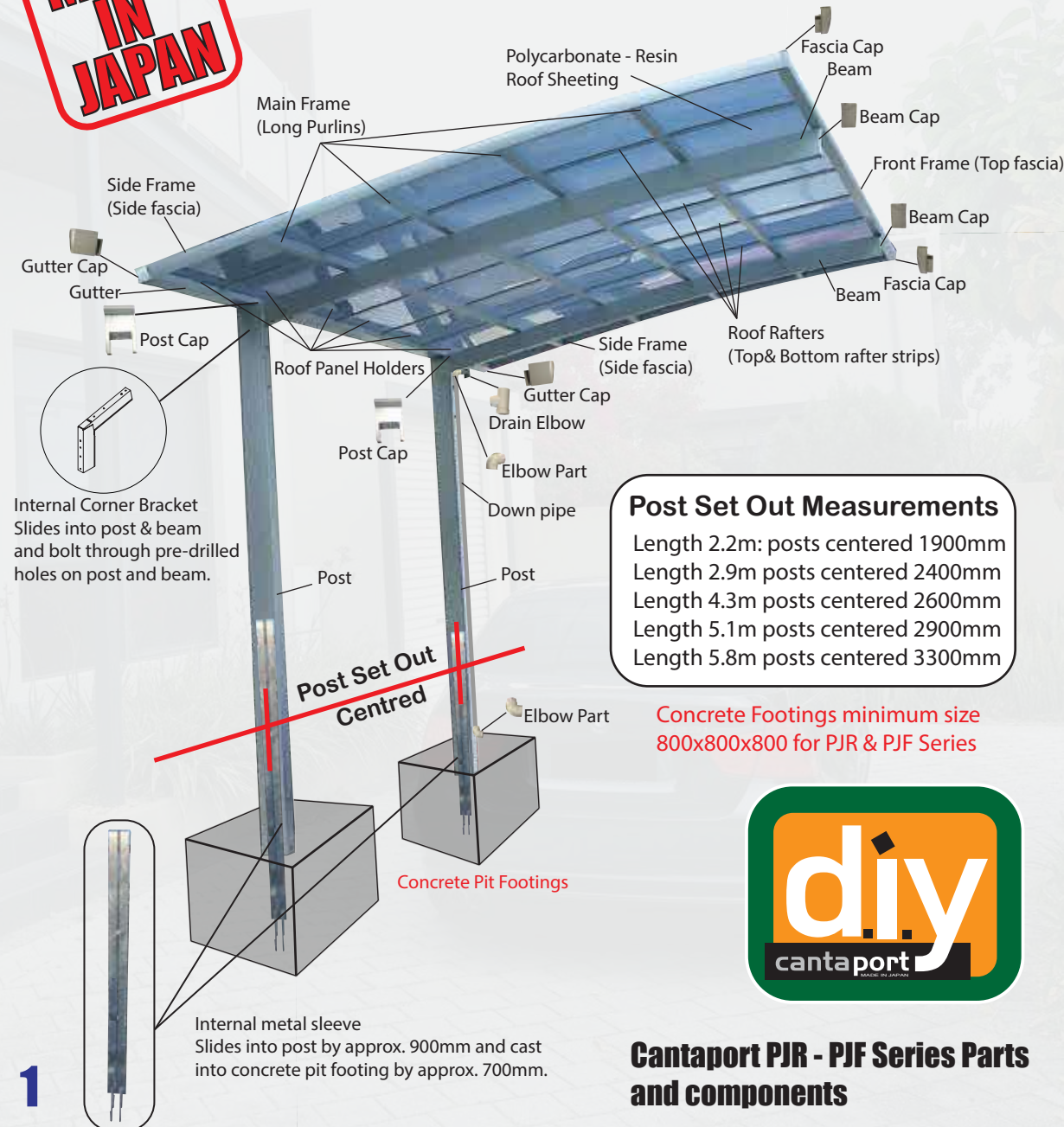


**Parts Box Components**



**Metal Sleeves - Posts - Corner Brackets - Beam connections**

**MADE IN JAPAN**



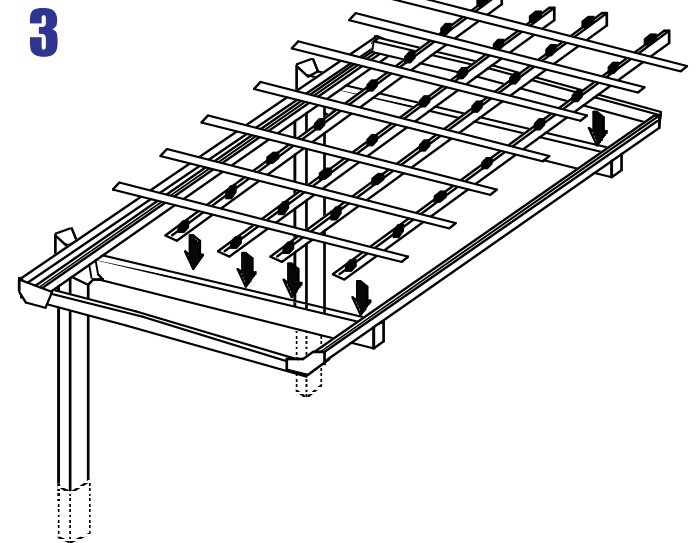
## Post Set Out Measurements

Length 2.2m: posts centered 1900mm  
Length 2.9m posts centered 2400mm  
Length 4.3m posts centered 2600mm  
Length 5.1m posts centered 2900mm  
Length 5.8m posts centered 3300mm

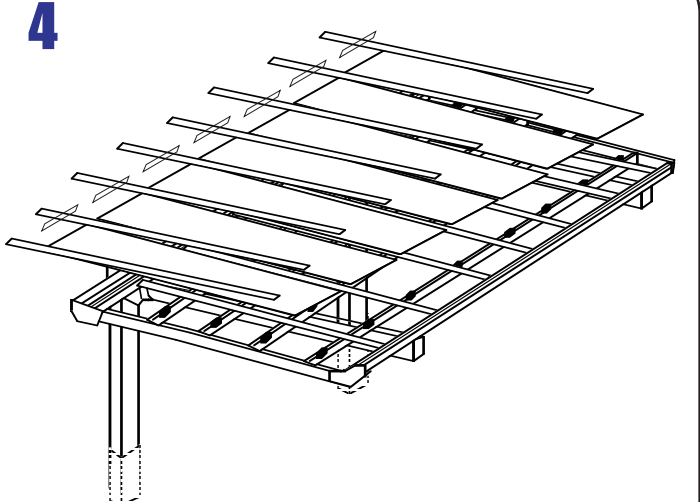
Concrete Footings minimum size 800x800x800 for PJR & PJF Series




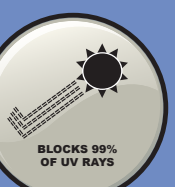

**Cantaport PJR - PJF Series Parts and components**



**Gutter - Side Frames - Front Frame - Main Frames - and Bottom Roof Rafters**



**Polycarbonate Roof Panels - Roof Panel Holders - Top Roof Rafter Strips**



**GUARANTEED & TESTED**

**Genuine & Original**  
BEWARE OF CHEAP IMITATIONS



MEMBER  
you're in good hands



cantaport





CANTAPORT DELIVERS A NEW AND UNIQUE GENERATION OF CARPORTS, PATIO SOLUTIONS AWNINGS AND SHADING STRUCTURES.

**Genuine & Original**  
BEWARE OF CHEAP IMITATIONS



Cantaport offers an affordable alternative to any other carport, patio and shading system.

#### DESIGNED & MANUFACTURED IN JAPAN.

Cantaport uses state-of-the-art technology to the highest standards of design and engineering. Certified to Australian and International standards.

#### CANTAPORT OFFERS YOU A RANGE OF SIGNATURE COLOURS

to complement and enhance your homes 'existing design palette. Whether it's a carport to the front or an outdoor kitchen entertainment area, modern gazebo or alfresco area, in your back garden

#### CANTAPORTS OFFERING INCLUDES A

basic garage structure enclosure, or an architecturally designed structure to cover your boat, caravan, trailer, car/s, high roof vehicles, work-truck, van, motorbikes, cycles or buggies



#### REDUCES HEAT

Polycarbonate sheeting reduces the heat by 83%. Tested in Japan under extreme laboratory tests, the polycarbonate sheeting, unlike standard plastic-Perspex roof sheeting the Blue smoke polycarbonate sheeting, has been designed to reduce the heat to minimise heat-related damage to vehicles and outdoor furniture. Capable of resisting very high to minus temperatures.

#### WATERPROOF

Polycarbonate sheeting repels water and collects water in the integrated gutter and releases the water through a downpipe. The downpipe is also fitted with an inspection cap, that allows for all foreign particles that have collected in the gutter i.e. leaves branches etc, to be flushed out.

#### BLOCKS 99% UV

Polycarbonate sheeting Blocks out 99% UV rays. The same laboratory testing in Japan has been undertaken to establish that the Cantaport designed Blue Smoke polycarbonate sheeting is capable of the advanced UV repellent

#### STRUCTURALLY WIND RATED

The Cantaport structure has been tested in Japan using the most advanced technology to establish that the structure can withstand up to 147km winds (subject to which model). The tests included wind tunnel testing and through many years of over 25 years of experience manufacturing these structures in Japan. The best test is nature's elements and the structure has been adapted to take on nature's elements but keep evolving for future positive results.

#### POLYCARBONATE STRENGTH

The polycarbonate sheeting has been tested under the stringent test of compliance to standards in Japan, European, USA & Asia to determine that the polycarbonate sheeting is 250 times stronger than glass. Cantaport guarantees that the polycarbonate will not crack, split, show signs of stress for a minimum of 7 years (subject to being installed as per the manufacturers' installation manual). The Blue smoke polycarbonate sheeting is hail resistant and supporting 20cm of snow load over the entire roof. A common test to determine the strength of polycarbonate sheeting is to fold a piece in half and apply pressure to create a fold. A strong polycarbonate sheet will only show a clean folded line with no cracks, or stress marks.

#### MANUFACTURED TO BE NON COMBUSTIBLE

The Cantaport has been certified by Australian and international accredited engineers and the structure is manufactured of non-combustible material. The certifications comply with international and Australian ratings.

#### EASILY MAINTAINED

The Cantaport structure has been manufactured to be a low maintenance product for the end user. Designed to provide a long lasting shade cover with minimal fuss. The gutter and downpipe have an inspection cap that allows flushing the gutter of any leaves. The anodised surface finish is the lasting colour of the structure for life. Unlike powder coating will not fade and resistant to UV rays. The polycarbonate sheeting requires no surface contact for cleaning other than high-pressure water from a garden hose to remove unwanted stains. It is recommended to inspect the structure after experiencing extreme storms for visible loose bolts or components. If unsure, contact us with any question

Cantaport designs are simple to install and highly attractive and well-engineered. Cantaport are unbeatable when it comes to providing stylish, resilient, compact, weatherproof and enduring carports, patios, verandahs, gazebos and shading solutions. Cantaport-well suited to the harsh Australian climate. The cantilever-ing advantage of the Cantaport design eliminates extra posts - to offer an open and functional outdoor space. You'll be able to maneuver the car, boat or caravan, set up an alfresco area with furniture, enjoy the extra space by having fewer posts.

Built-in gutters and rainwater down pipes ensure an efficient, fuss-free structure. Installation can be do-it-yourself with one of our DIY kits - or by one of Cantaports installers who will erect your structure in no time at all.




The polycarbonate roofing shields 99% of UV rays and 83% heat reduction to improve your comfort levels. Structural anodised aluminium frame, corrosion free, termite free, long lasting shading choice.



**MADE IN JAPAN**

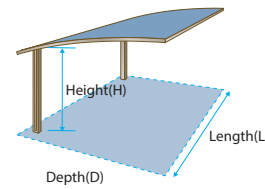


**GUARANTEED & TESTED**



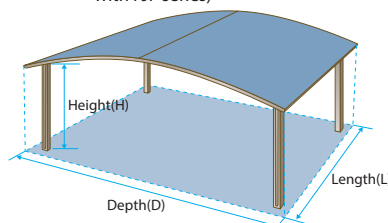
## CONFIGURATIONS PJR & PJF

### Single Basic Unit



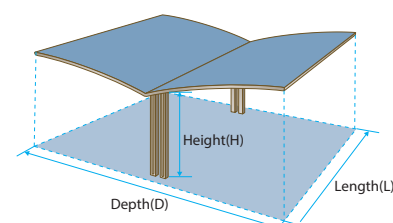
### Wide Beam

(Continuous Beam not available with PJF series)



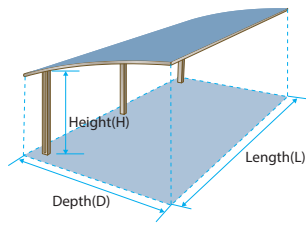
### Y Connection Kits

(2 x Single Units Back to Back)



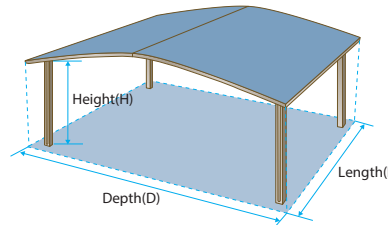
### Inline Connection Kits

(2 x Single Units End to End) Inline



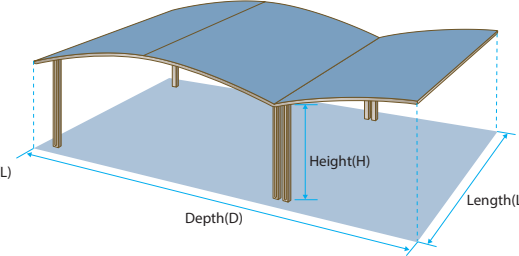
### M Connection Kits

(2 x Single Units Side to Side)



### M + Y Connection Kits

(3 x Single Units Configuration)



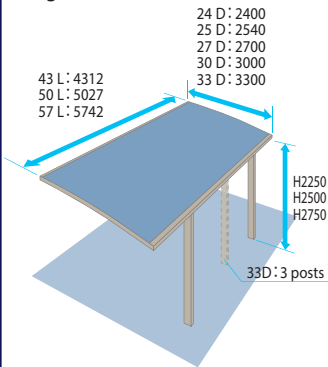
Wind pressure  
resistance  
**WIND**  
38 m/s

Wind pressure  
resistance  
**WIND**  
42 m/s

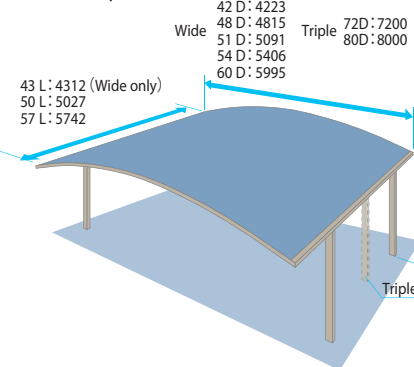
## PJR SERIES

**Genuine & Original**  
BEWARE OF CHEAP IMITATIONS

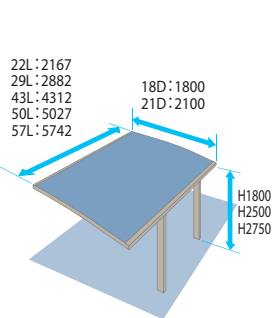
### Single Basic Unit



### Wide & Triple Beams



### Mini Units

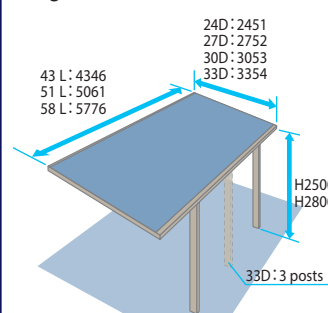


Wind pressure  
resistance  
**WIND**  
38 m/s

Wind pressure  
resistance  
**WIND**  
42 m/s

## PJF SERIES

### Single basic Unit




Wind pressure  
resistance  
**WIND**  
38 m/s

Wind pressure  
resistance  
**WIND**  
42 m/s

Configuration Kits  
available as above.

## FRAME COLOUR

### Frame Colour (Anodised Finish)



## ROOF COLOUR

### Roof Colour (Polycarbonate Resin)



AO - Blue Smoke Colour - Heat Reduction sheeting - Block out 99% UV ray  
250 Times stronger than glass, hail proof, guaranteed to not crack\*.  
\* Installed as per the cantaport installation manual for each individual series.

**GUARANTEED  
& TESTED**

**MADE  
IN  
JAPAN**

PJR MODEL	**HEIGHT	LENGTH	WIDTH	POSTS
5130	2310	5057	3000	2
*4330	2310	4330	3000	2
*5133	2310	5057	3300	3
*5833	2310	5777	3300	3
5830	2310	5775	3000	2
*5827	2310	5775	2700	2
*5825	2310	5775	2525	2
*5824	2310	5775	2400	2
5160	2310	5057	6000	4
5860	2310	5775	6000	4
*5172	2310	5057	7200	4
*5180	2310	5057	8000	4
*5872	2310	5775	7200	4
*5880	2310	5775	8000	4
MINI 5120	2310	5057	2030	2
MINI *2920	2310	2903	2030	2
MINI *2220	2310	2185	2030	2
**Height can be set from 1800mm to 2800mm subject to model using metal sleeves				
KH-GO 5127	2310	5057	2700	2
PJF MODEL	**HEIGHT	LENGTH	WIDTH	RETAIL EXC GST
5130	2310	5061	3053	2
*5127	2310	5061	2752	2
*5124	2310	5061	2430	2
5830	2310	5776	3035	2
*5827	2310	5776	2752	2
*5824	2310	5776	2430	2
*4324	2310	4346	2430	2
*4327	2310	4346	2752	2
*4330	2310	4346	3035	2
**Height can be set from 1800mm to 2800mm subject to model using metal sleeves				



SMS 65  
STANDARD METAL SLEEVE

STEEL SLEEVE (MIN G350)  
AS SHOWN.

FIX TO METAL SLEEVE  
2xM16 8.8/S BOLTS MAX


FOOTING DETAILS  
PIT FOOTING 900 x 900 x 900  
PILE FOOTING 450 x 1500



BMS 450  
BASEPLATE METAL

STEEL SLEEVE (MIN G350)  
AS SHOWN.  
FIX TO METAL SLEEVE  
2xM16 8.8/S BOLTS MAX

FOOTING DETAILS  
PIT FOOTING 900 x 900 x 900  
PILE FOOTING 450 x 1500



CBMS 450  
CONCRETE DRIVEWAY  
BASEPLATE METAL SLEEVE

STEEL SLEEVE (MIN G350)  
AS SHOWN.  
FIX TO METAL SLEEVE  
2xM16 8.8/S BOLTS MAX





FOOTING DETAILS  
PIT FOOTING 900 x 900 x 900  
PILE FOOTING 450 x 1500



MBS 450  
Mini Unit Base Plate  
MSS 450  
Mini Steel Sleeve.

STEEL SLEEVE (MIN G350)  
AS SHOWN.  
FIX TO METAL SLEEVE  
2xM16 8.8/S BOLTS MAX

FOOTING DETAILS  
PIT FOOTING 900 x 900 x 900  
PILE FOOTING 450 x 1500



\* SPECIAL ORDERS. STOCK COLOURS URBAN GREY-SILVER. LIMITED STOCK ON BLACK & WHITE